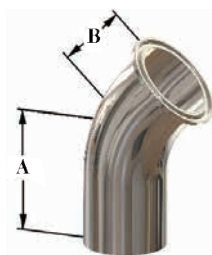


High Purity BioPharm Fittings

45° Clamp x Weld Elbows - T2KM

Size	Dimensions		PL finish - SF1 Part #	PM finish - SF4 Part #
	A	B		
½"	2.250"	1.000"	T2KM-050PL	T2KM-050PM
¾"	2.250"	1.000"	T2KM-075PL	T2KM-075PM
1"	2.250"	1.125"	T2KM-100PL	T2KM-100PM
1½"	2.500"	1.438"	T2KM-150PL	T2KM-150PM
2"	3.000"	1.750"	T2KM-200PL	T2KM-200PM
2½"	3.375"	2.063"	T2KM-250PL	T2KM-250PM
3"	3.625"	2.380"	T2KM-300PL	T2KM-300PM
4"	4.500"	3.125"	T2KM-400PL	T2KM-400PM



BPE Table DT-4.1.1-5

Sanitary Fittings

45° Clamp x Clamp Elbows - T2KMP


Size	Dimension A	PL finish - SF1 Part #	PM finish - SF4 Part #
¾"	1.000"	T2KMP-075PL	T2KMP-075PM
1"	1.125"	T2KMP-100PL	T2KMP-100PM
1½"	1.438"	T2KMP-150PL	T2KMP-150PM
2"	1.750"	T2KMP-200PL	T2KMP-200PM
2½"	2.063"	T2KMP-250PL	T2KMP-250PM
3"	2.380"	T2KMP-300PL	T2KMP-300PM
4"	3.125"	T2KMP-400PL	T2KMP-400PM



BPE Table DT-4.1.1-6

Weld x Weld x Weld Tees - T7WWW


Size	Dimensions		PL finish - SF1 Part #	PM finish - SF4 Part #
	A	B		
½"	3.750"	1.875"	T7WWW-050PL	T7WWW-050PM
¾"	4.000"	2.000"	T7WWW-075PL	T7WWW-075PM
1"	4.250"	2.125"	T7WWW-100PL	T7WWW-100PM
1½"	4.750"	2.375"	T7WWW-150PL	T7WWW-150PM
2"	5.750"	2.875"	T7WWW-200PL	T7WWW-200PM
2½"	6.250"	3.125"	T7WWW-250PL	T7WWW-250PM
3"	6.750"	3.375"	T7WWW-300PL	T7WWW-300PM
4"	8.250"	4.125"	T7WWW-400PL	T7WWW-400PM



BPE Table DT-4.1.2-1

Weld x Weld x Weld Reducing Tees - T7RWWW

Size	Dimensions		PL finish - SF1 Part #	PM finish - SF4 Part #
	A	B		
¾" x ½"	4.000"	2.000"	T7RWWW-075050PL	T7RWWW-075050PM
1" x ½"	4.250"	2.125"	T7RWWW-100050PL	T7RWWW-100050PM
1" x ¾"	4.250"	2.125"	T7RWWW-100075PL	T7RWWW-100075PM
1½" x ½"	4.750"	2.375"	T7RWWW-150050PL	T7RWWW-150050PM
1½" x ¾"	4.750"	2.375"	T7RWWW-150075PL	T7RWWW-150075PM
1½" x 1"	4.750"	2.375"	T7RWWW-150100PL	T7RWWW-150100PM
2" x ½"	5.750"	2.625"	T7RWWW-200050PL	T7RWWW-200050PM
2" x ¾"	5.750"	2.625"	T7RWWW-200075PL	T7RWWW-200075PM
2" x 1"	5.750"	2.625"	T7RWWW-200100PL	T7RWWW-200100PM
2" x 1½"	5.750"	2.625"	T7RWWW-200150PL	T7RWWW-200150PM



BPE Table DT-4.1.2-6

PL Finish – SF1
OD = 32R_a Mechanically Polished
ID = 20R_a Mechanically Polished

PM Finish – SF4
OD = 32R_a Mechanically Polished
ID = 15R_a Mechanically Polished and Electropolished