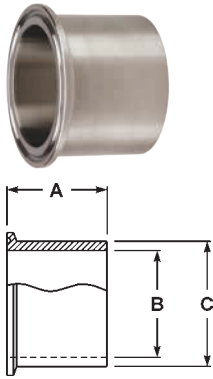


Clamp Fittings - Ferrules

Sanitary Fittings

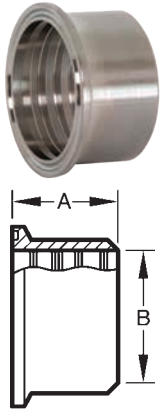


**Tank (heavy duty) - 14MPW**

**Specification:**

- certified ASME materials

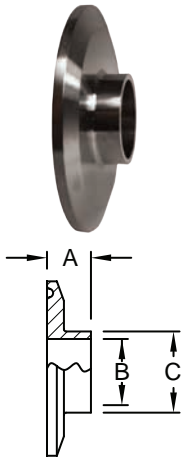
Tube OD	Dimensions			316L Stainless Steel Part #
	A	B	C	
½"	1.625"	.321"	.502"	<b>14MPW-R50</b>
¾"	1.625"	.574"	.750"	<b>14MPW-R75</b>
1"	1.625"	.870"	1.160"	<b>14MPW-R100</b>
1½"	1.625"	1.370"	1.676"	<b>14MPW-R150</b>
2"	1.750"	1.870"	2.192"	<b>14MPW-R200</b>
2½"	1.750"	2.370"	2.708"	<b>14MPW-R250</b>
3"	1.813"	2.870"	3.224"	<b>14MPW-R300</b>
4"	2.125"	3.834"	4.256"	<b>14MPW-R400</b>
6"	2.500"	5.758"	6.192"	<b>14MPW-R600</b>



**Roll-on for Expanding - 14RMP**

Tube OD	Dimensions		304 Stainless Steel Part #	316L Stainless Steel Part #
	A	B		
1"	.750"	1.005"	<b>14RMP-G100</b>	<b>14RMP-R100</b>
1½"	1.125"	1.505"	<b>14RMP-G150</b>	<b>14RMP-R150</b>
2"	1.312"	2.005"	<b>14RMP-G200</b>	<b>14RMP-R200</b>
2½"	1.375"	2.505"	<b>14RMP-G250</b>	<b>14RMP-R250</b>
3"	1.437"	3.005"	<b>14RMP-G300</b>	<b>14RMP-R300</b>
4"	1.500"	4.005"	<b>14RMP-G400</b>	<b>14RMP-R400</b>

<sup>1</sup> Meets 3-A Standard Number 63-03 when used to modify or repair existing on-site farm milk handling systems.



**Reducing - B31WMP**

Tube OD	Dimensions			304 Stainless Steel Part #	316L Stainless Steel Part #
	A	B	C		
2" x 1"	.500"	.870"	1.000"	<b>B31WMP-G200100</b>	<b>B31WMP-R200100</b>
2½" x 1½"	.500"	1.370"	1.500"	<b>B31WMP-G250150</b>	<b>B31WMP-R250150</b>
2½" x 2"	.500"	1.870"	2.000"	<b>B31WMP-G250200</b>	<b>B31WMP-R250200</b>
3" x 2"	.500"	1.870"	2.000"	<b>B31WMP-G300200</b>	<b>B31WMP-R300200</b>
4" x 3"	.625"	2.870"	3.000"	<b>B31WMP-G400300</b>	<b>B31WMP-R400300</b>